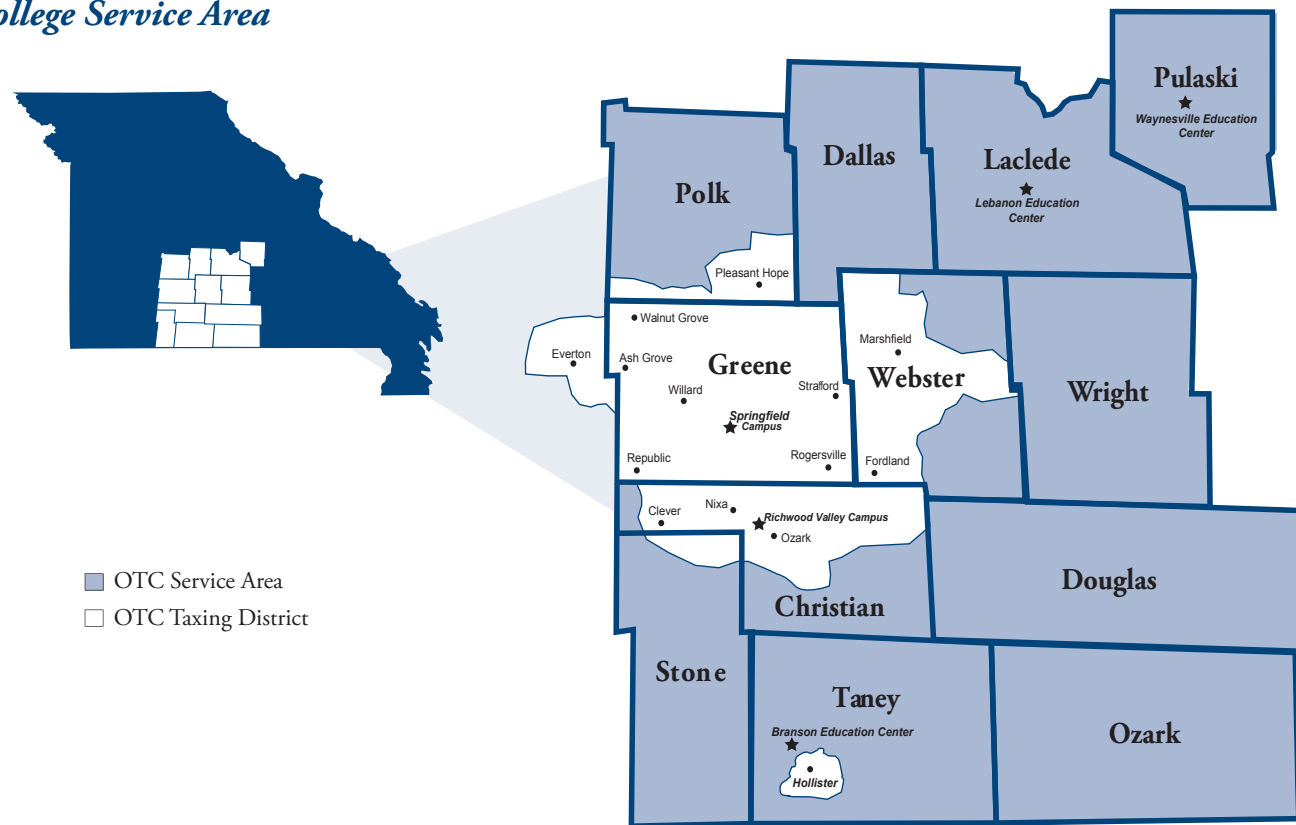


College Service Area



Tuition & Fees per Credit Hour

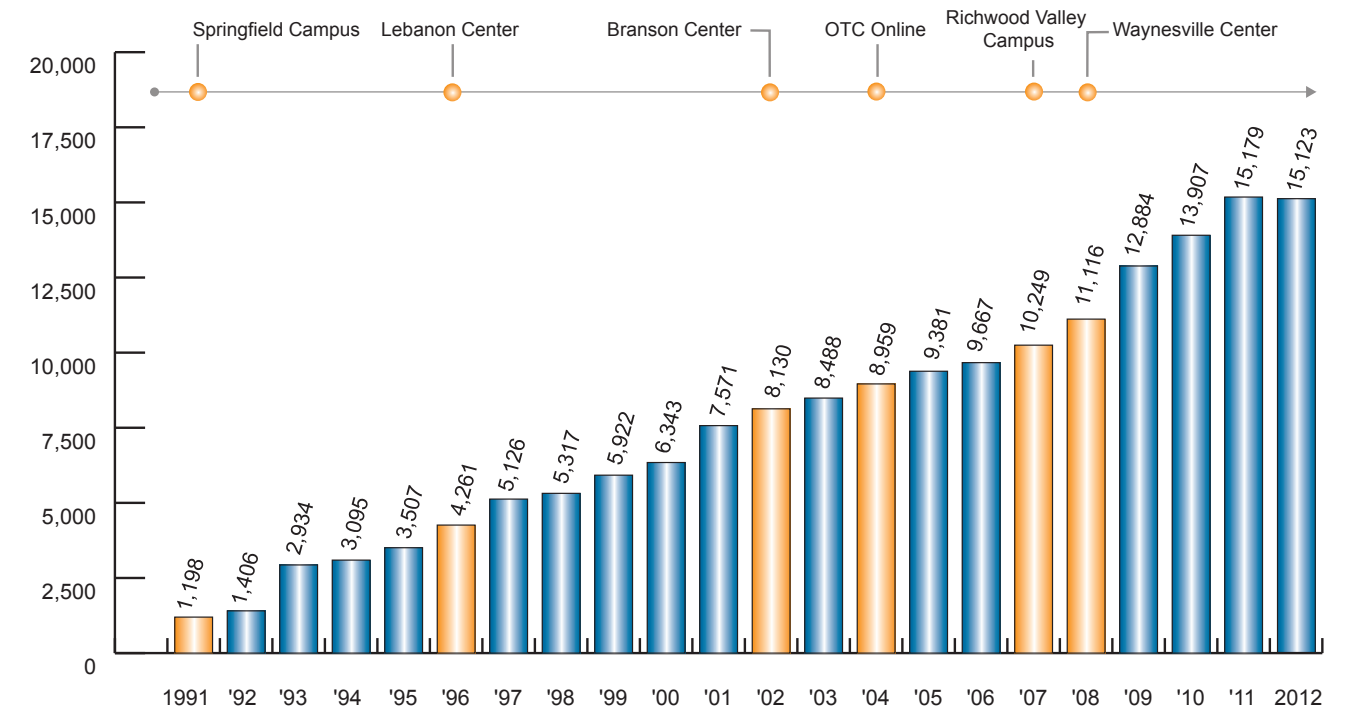
(Fall 2012)

- \$91 In-District
- \$128.50 Out-of-District
- \$169 Out-of-State
- \$12 Student Fee
- \$5 Technology Fee

Fall 2012 Fact Sheet

Enrollment

(Fall Semester)



Source: IPEDS

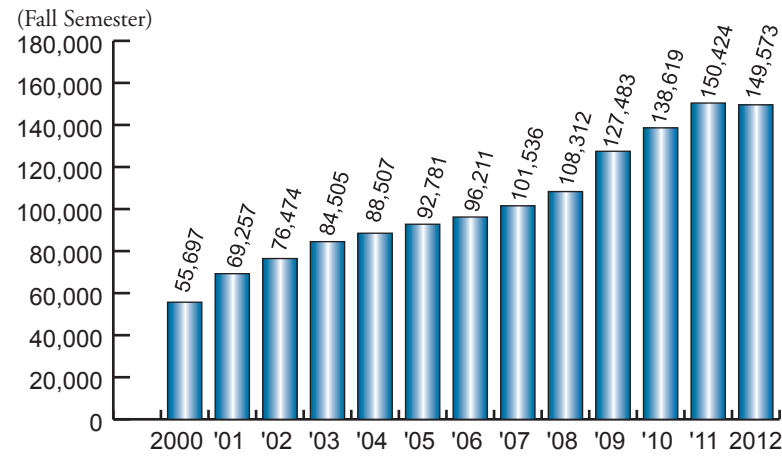
2012 Snap Shot

(Fall Enrollment)

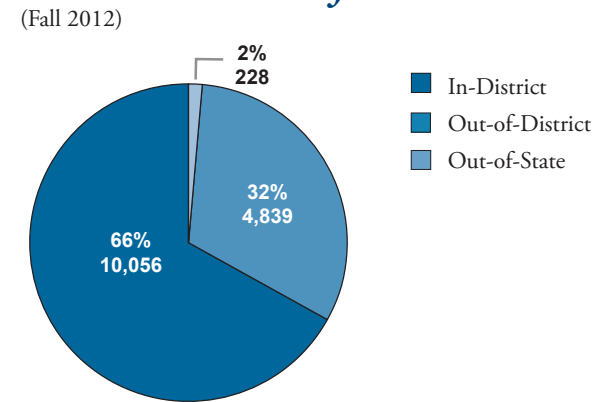
- 15,123 Credit Students
- 149,573 Credit Hours
- 2,020 A+ Students
- 4,907 Online Students Enrolled in At Least One Online Class
- 1,630 First-Generation College Students
- 1,667 Students Enrolled in the GED Program (Summer 2010 - Spring 2011)
- 3,896 Students Enrolled in At Least One Developmental Course
- 71% Qualify for Financial Aid
- 7,374 Full-time Enrollment
- 7,749 Part-time Enrollment
- 8,766 Female Students
- 6,357 Male Students
- 25 Average Age of Full-time Students
- 28 Average Age of Part-time Students
- 26 Average Age of All Students

Source: Office of Research and Strategic Planning; Census Reports

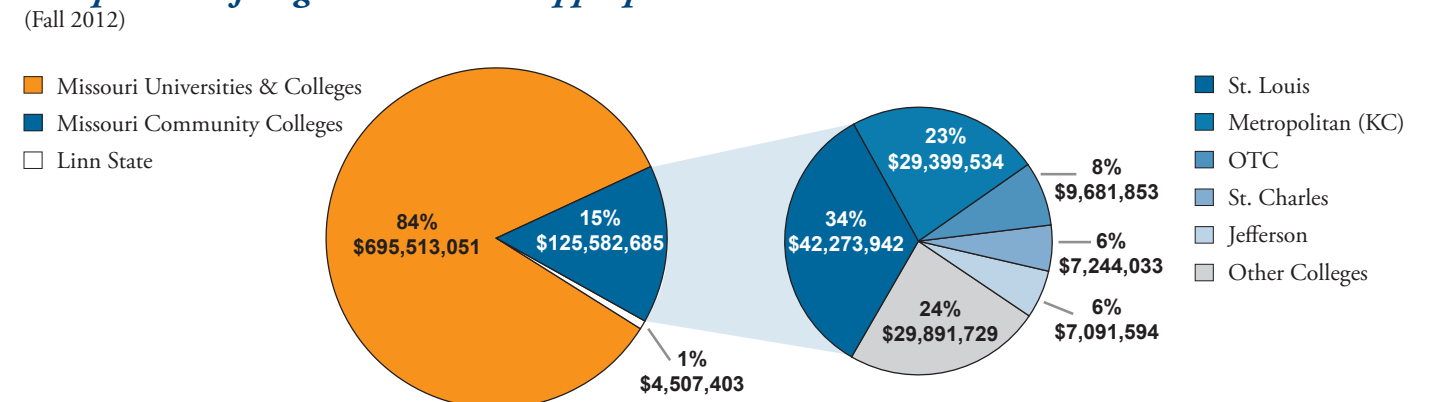
Credit Hours



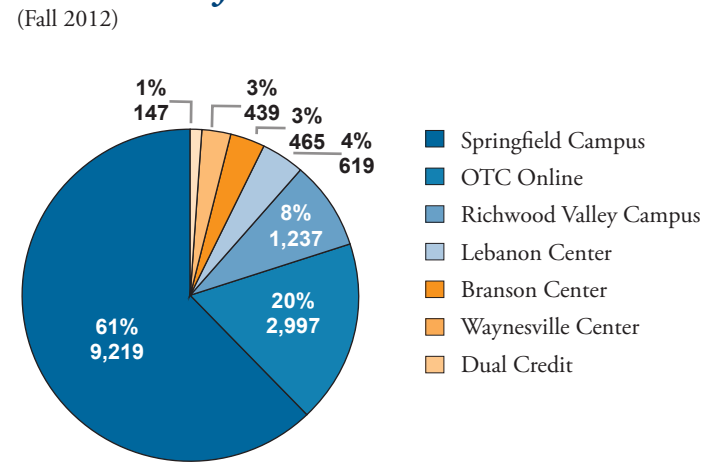
Enrollment Residency



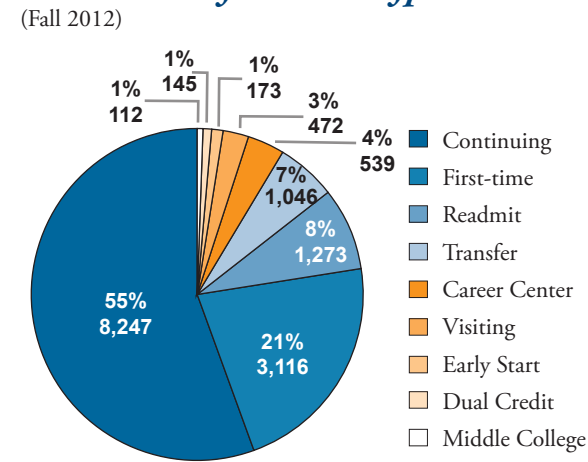
Comparison of Higher Education Appropriations



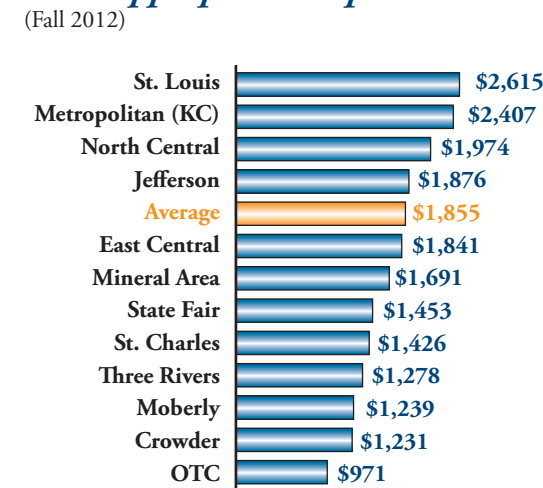
Enrollment by Education Site



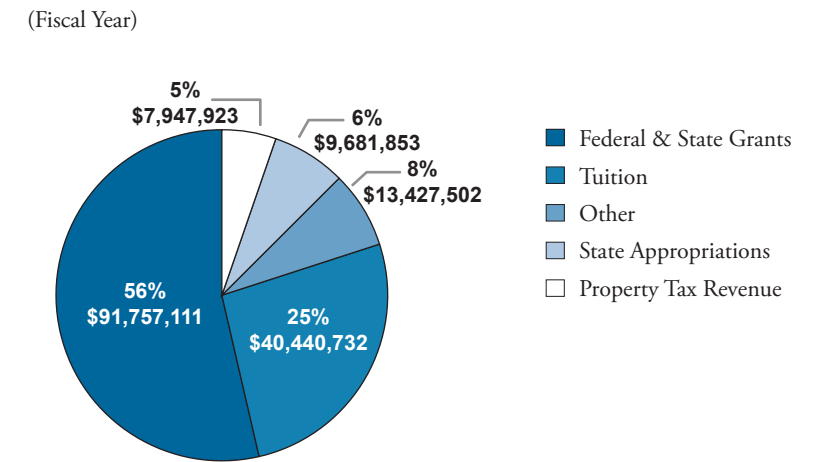
Enrollment by Student Type



State Appropriations per FTE



OTC Revenue Sources



Enrollment by Program of Study

(Fall 2012)

6,175	Associate of Art
2,667	Technical Education
1,627	Non-Degree Seeking
1,598	Biological Clinical Sciences
1,111	Associate of Art in Teaching
764	Business & Marketing/Accounting
675	Allied Health
506	Associate of Applied Science

Top 10: A.A.S. Programs

(Fall 2012 Enrollment)

520	Business	211	Accounting
316	Culinary	194	Automotive
261	Early Childhood	187	Networking
257	Health Information Tech.	186	Graphic Design
250	Computer Information	136	Fire Science

Workforce Development Enrollment

(July 2011 - June 2012)

2,895	Leadership & Supervisory Training
1,444	Healthcare
1,108	Computer Training
754	Lean, Green & Quality Training
590	Safety
574	Business and Banking
329	Manufacturing

Student Support Programs Usage

(Fall 2011 - Summer 2012 unique students)

4,749	Speckman Tutoring & Learning Center
2,559	Carol Jones Writing Center
1,143	Disability Support Services
575	Speech Communication Center
280	Read Right® Program

Source: Office of Research and Strategic Planning